Technical data
FC 25-2E

Revision no	Page:
	1

	Receiver	From
Company name		
Respons. Department		
Person in charge		
Phone number		
Fax no		
E-mail address		

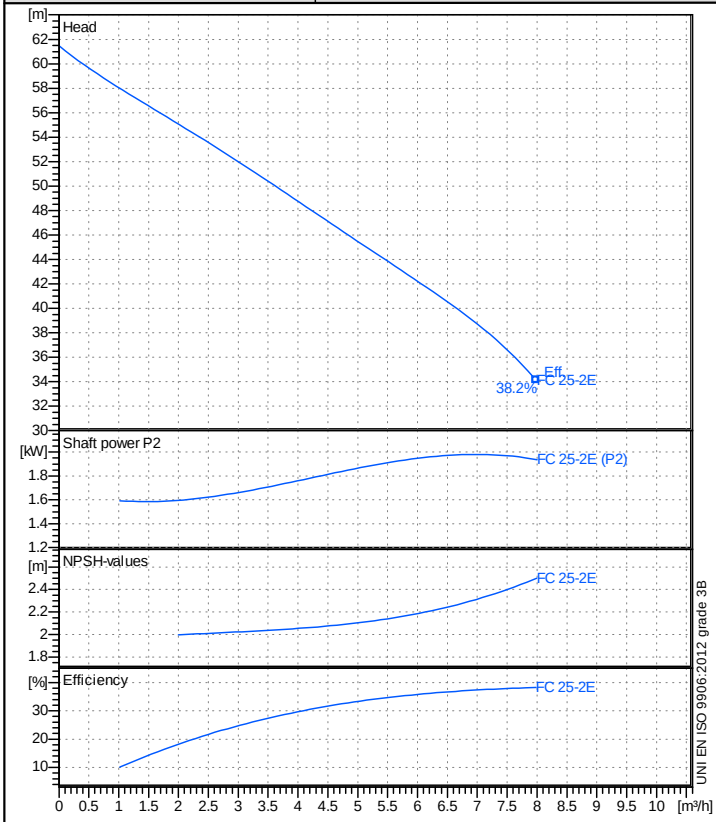

Operating data specification

Nominal flow	m³/h	0
Nominal head	m	0
Static head	m	0
NPSH - value of plant	m	0
Inlet pressure	bar	0.09793
Fluid		Water, pure
Operating temperature t A	°C	20
Density at t A	kg/dm³	0.9983
Kin. viscosity at t A	mm²/s	1.005

Pump

Pump name			FC 25-2E	
Size				
Design				
Speed	1/min	2850	No of stages	2
Impeller type				
Flow	Nominal		m³/h	
	Max-		m³/h	8
	Min-		m³/h	0.0036
Head	Nominal		m	
	Max-		m	61.5
	Min-		m	34.1
Head H(Q=0)			m	61.5
NPSH 3%			m	
Max. working pressure			bar	6.02
Shaft power			kW	
Efficiency			%	
Max absorbed power			kW	1.9809

Materials Pump

Shaft	Stainless steel AISI 431 (1.4057)
Impeller	Brass
Pump body	Cast iron EN-GJL-200
Support	Aluminium
OR	NBR Rubber
Mechanical seal	BXPG (Gra/Cer/NBR)

Motor					
Manufacturer / Type		Frame size	90 S		
Rated power	kW	1.5	Efficiency 4/4		0 %
Electric current	A		Speed	1/min	2950
Electric voltage	V	400 V	3~	Hz	50
Starting mode		Unknown			
Degree of protection		IP 44	Insulation class		F

Dimensions in mm

a	80
DNA	G 1 1/4"
DNM	G 1"
f	301
h1	115
h2	150
m1	90
m2	70
n1	190
n2	150
ød	12

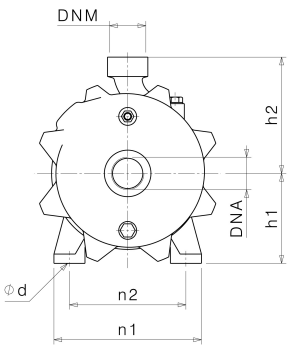

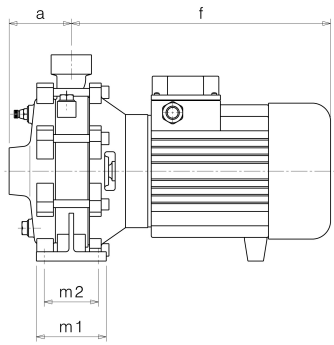

Remarks:

Project	Project ID	Created by	Created on	Last update

Performance curves
FC 25-2E

Revision no	Page:
	2

	Receiver	From
Company name		
Respons. Department		
Person in charge		
Phone number		
Fax no		
E-mail address		

Operating area	Flow	Head
Operating data specification	0 m³/h	0 m
Pump data	m³/h	m

	Flow			Head		Shaft power P2		
	Min.	Max.	η Max.	H(Q=0)	η Max.	P2(Q=0)	Max.	η Max.
	m³/h	m³/h	m³/h	m	m	kW	kW	kW
	0.0036	8	7.98	61.5	34.1		1.98	1.94

Impeller type		
Impeller construction		
Sense of rotation	Clockwise from the drive end	
Outlet width	G1"	
Speed	1/min	2850
Frequency	Hz	50 Hz

Performance data based to: Water, pure [100%] ; 20°C; 0.998kg/dm³; 1mm²/s

UNI EN ISO 9906:2012 - Grade 3B

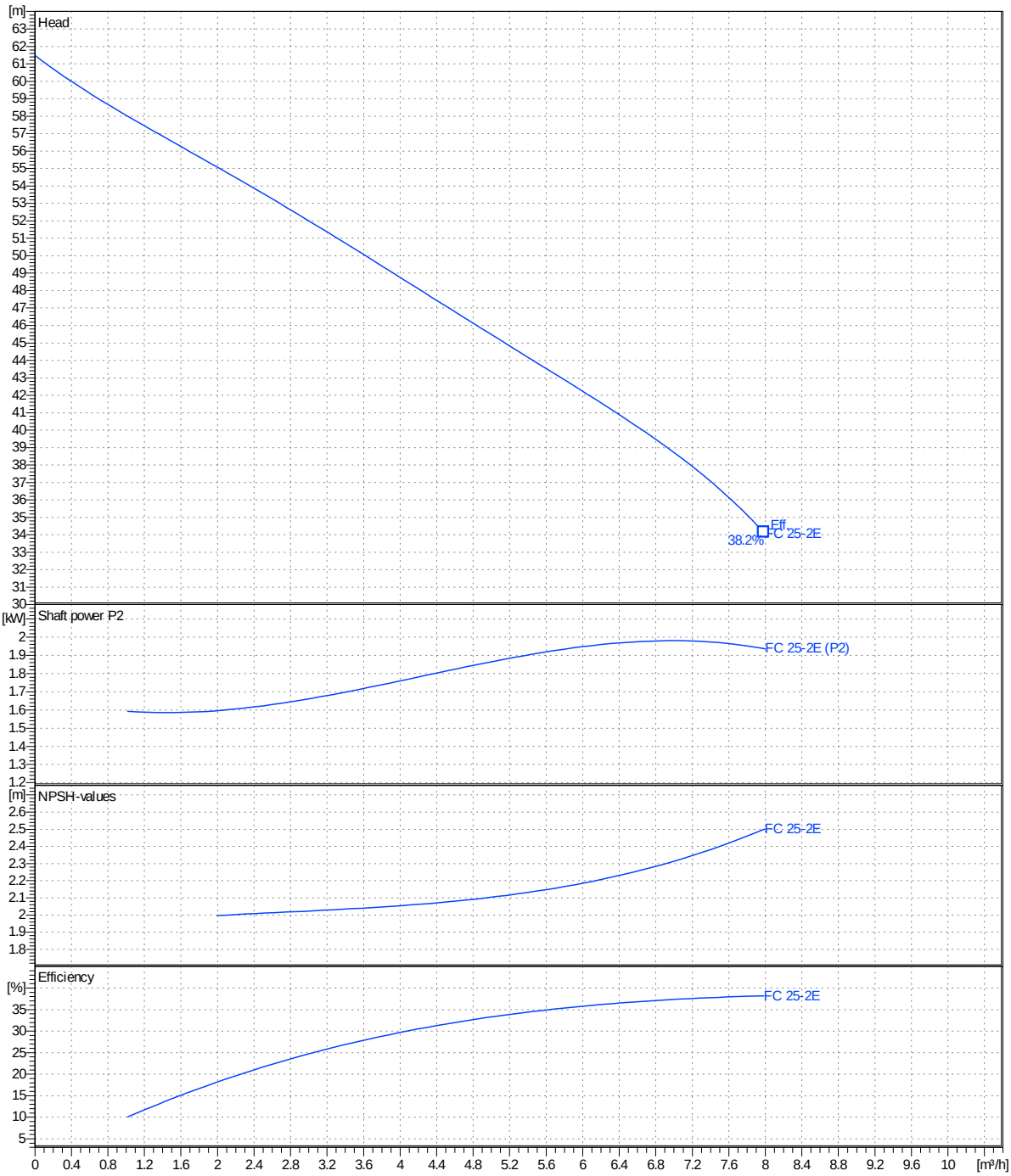

Project	Project ID	Created by	Created on	Last update